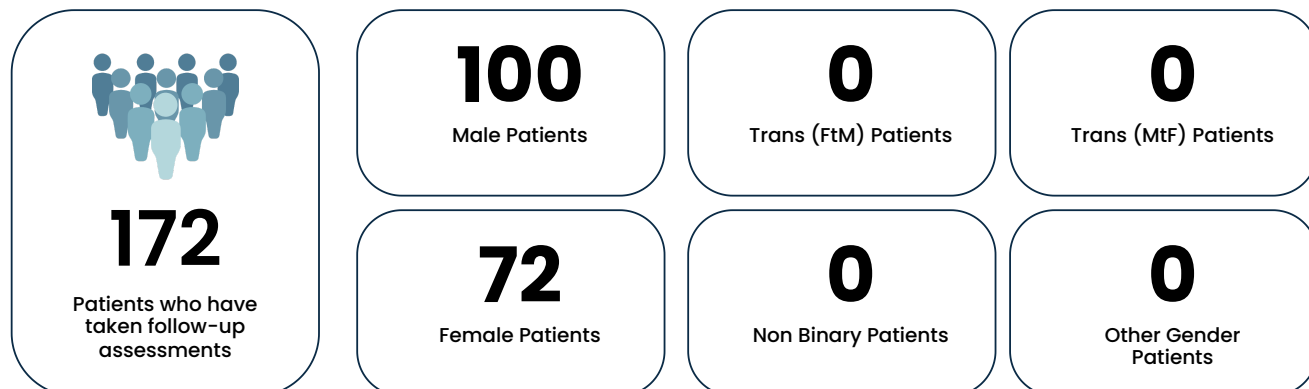


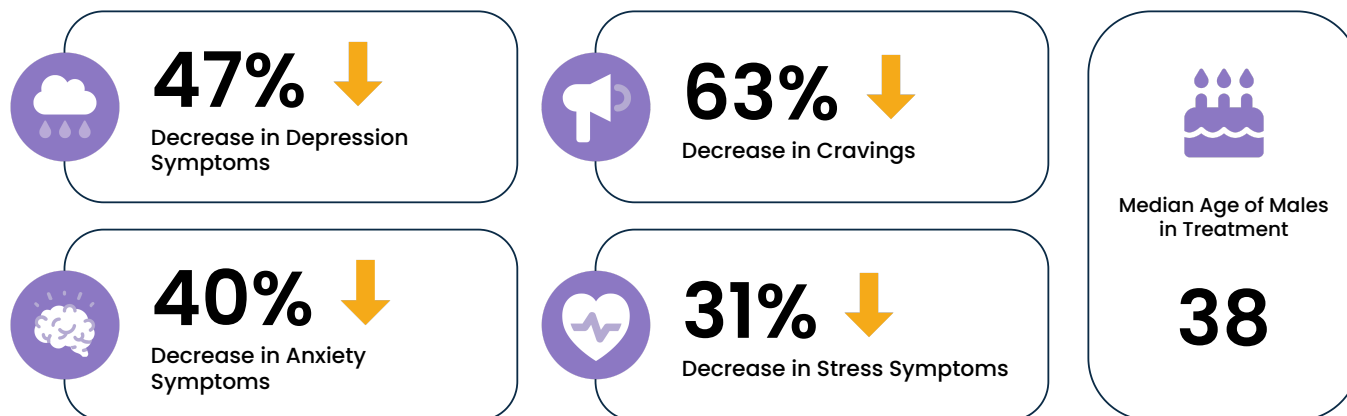
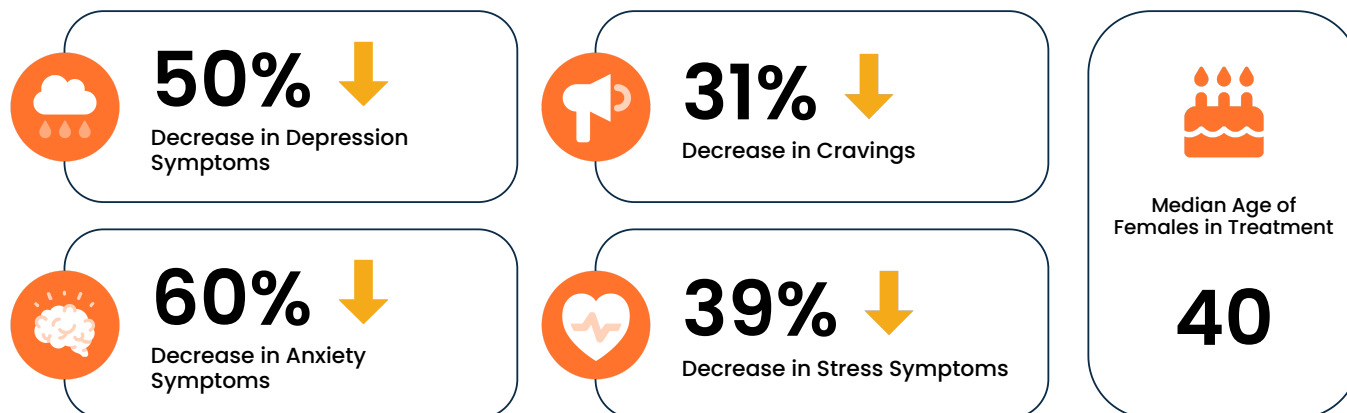
CREST VIEW RECOVERY CENTER

01/01/2025 - 12/31/2025

CLINICAL OUTCOMES REPORT

PATIENT DEMOGRAPHICS

PERCENTAGES BASED ON INTAKE ASSESSMENTS AND MOST RECENT ASSESSMENT TAKEN

MALE KPI'S**FEMALE KPI'S**

All data represented here has been collected and verified by ERPHealth

Page | 1

CREST VIEW RECOVERY CENTER

01/01/2025 - 12/31/2025

CLINICAL OUTCOMES REPORT

TRANS FEMALE KPI's**No Data Available****No Data Available****No Data Available****No Data Available**Median Age of MtF
Trans Patients in
Treatment**N/A****TRANS MALE KPI's****No Data Available****No Data Available****No Data Available****No Data Available**Median Age of MtF
Trans Patients in
Treatment**N/A****NON BINARY KPI's****No Data Available****No Data Available****No Data Available****No Data Available**Median Age of Non
Binary Patients in
Treatment**N/A**

All data represented here has been collected and verified by ERPHealth

Page | 2

CREST VIEW RECOVERY CENTER

01/01/2025 - 12/31/2025

CLINICAL OUTCOMES REPORT

Other Gender KPI's**No Data Available****No Data Available****No Data Available****No Data Available**Median Age of Other
Gender Patients in
Treatment**N/A****PATIENT OUTCOMES**

Research from (SAMSHA)¹ has found that treating substance use disorder and mental health is correlated with improved quality of life for patients and increased chance for a successful recovery from substance use and mental health disorders.

Key Findings:

Patients were shown to have reductions in symptoms related to depression, anxiety, stress, and cravings of primary drug choice.

(Patients were measured using PHQ-9, PSS, GAD-7, and Cravings Scale)

TOTAL PATIENT AVERAGE (N = 172)**48%**Reduction in Depression
Symptoms**49%**Reduction in Cravings
Symptoms**49%**Reduction in Anxiety
Symptoms**34%**Reduction in Stress
Symptoms

All data represented here has been collected and verified by ERPHealth

Page | 3

CREST VIEW RECOVERY CENTER

01/01/2025 - 12/31/2025

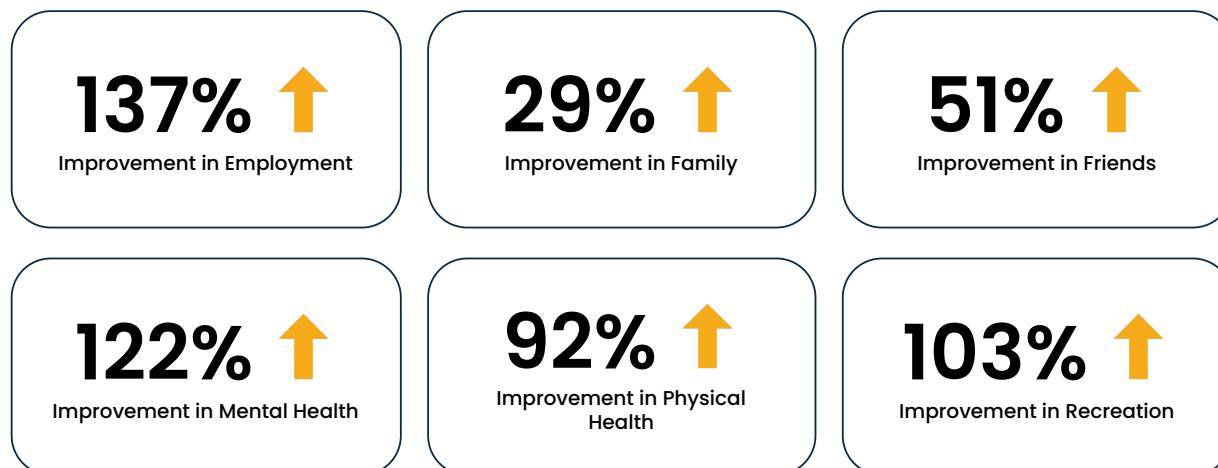
CLINICAL OUTCOMES REPORT**HOLISTIC HEXAGON OUTCOMES**

The Holistic Hexagon is a 1-10 satisfaction scale that is administered weekly to determine a patient's overall quality of life. The categories measured are Family, Friends, Recreation, Mental Health, Physical Health and Employment.

Quality of life (QoL) is increasingly recognized as central to recovery in patients with substance use disorders (SUD).

Patients reported the following improvements:

- **Employment:** 137.05% improvement in satisfaction with the current occupational situation.
- **Family:** 29.23% improvement in satisfaction with the current family situation.
- **Friends:** 50.86% improvement in satisfaction with the current friends situation.
- **Mental Health:** 122.37% improvement in satisfaction with the current mental health situation.
- **Physical Health:** 92.39% improvement in satisfaction with the current physical health situation.
- **Recreation:** 103.15% improvement in satisfaction with the current recreational situation.

TOTAL PATIENT AVERAGE (N = 172)**Key Findings:**

These findings suggest that the personalized care and programming offered at Crest View Recovery Center significantly improve overall patient Quality of Life (QoL).



All data represented here has been collected and verified by ERPHealth

Page | 4

CREST VIEW RECOVERY CENTER

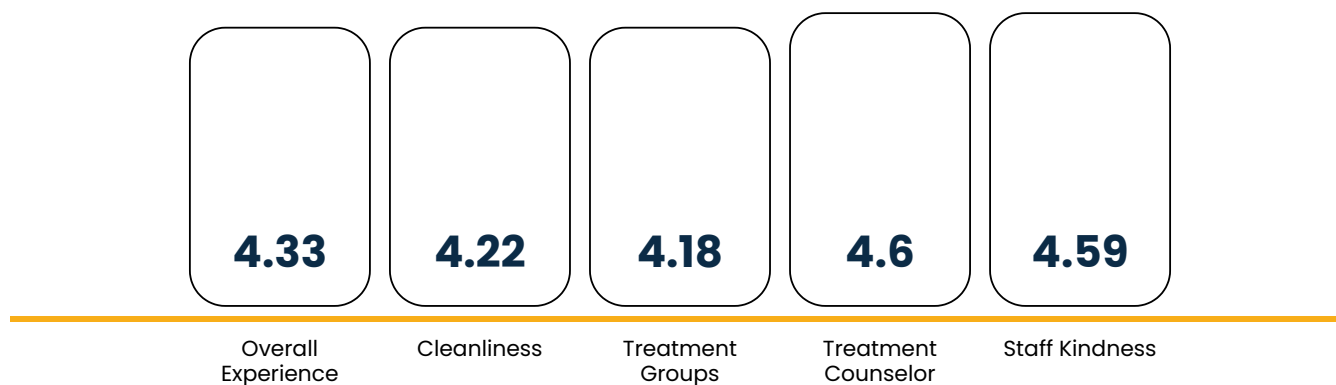
01/01/2025 - 12/31/2025

CLINICAL OUTCOMES REPORT

PATIENT SATISFACTION

According to the National Institute of Health (NIH)² patient satisfaction is an important and commonly used indicator for measuring the quality of health care. Patient satisfaction affects the clinical outcomes as well as patient retention.

The patient satisfaction survey is rated on a 1-5 scale (1-Extremely Dissatisfied, 5- Extremely Satisfied). The categories measured are: Cleanliness of Facility, Treatment Groups, Treatment Counselors and Staff Kindness.

Report Range: 11 Month Average**Key Findings:**

The findings suggest that Crest View Recovery Center environment, clinical services and staff professionalism offer a patient experience that is conducive to long-term recovery.

Facility Average:**BEST SCORING CATEGORY**

Treatment Counselor

1. <https://www.samhsa.gov/co-occurring-disorders>

2. Prakash B. Patient satisfaction. J Cutan Aesthet Surg. 2010 Sep;3(3):151-5. doi: 10.4103/0974-2077.74491. PMID: 21430827; PMCID: PMC3047732.



All data represented here has been collected and verified by ERPHealth

Page | 5